

scan to pay and be on your way

Pay without using cash or cards

There's a simpler way to pay and you don't need to carry your wallet or cash. You can now use our app to scan Masterpass™ QR codes with your smartphone to make a purchase. It's easy, quick and safer than paying with cash – and your card won't even need to leave your wallet!

Why scan to pay using our app:

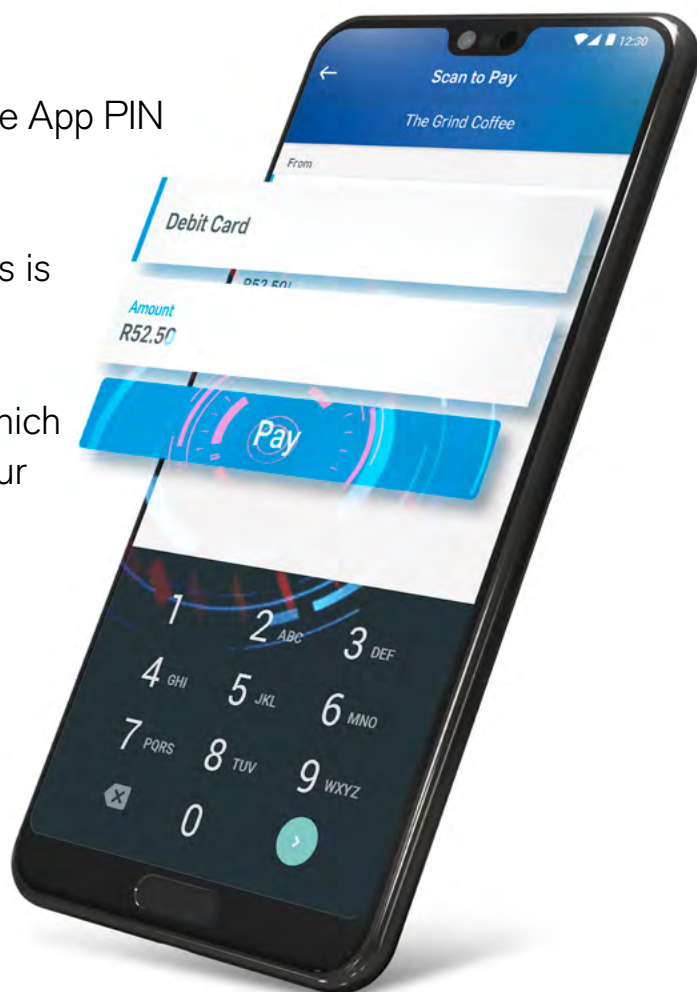
- Pay at any restaurant or retailer displaying a Masterpass QR code and even at checkout when shopping online
- QR code payments are supported at Shoprite, Checkers, Pick n Pay, Shell and Engen
- You don't need multiple apps on your phone, simply scan to pay straight from our app
- If you're a Vodacom, MTN, Telkom Mobile or Cell C subscriber, you automatically qualify for zero-rated data. You just need airtime to ensure your phone line is open

How to use our app to scan to pay

To get started, if you haven't already done so, update your online shopping limits on our app or at a branch.

Scan a QR code to pay

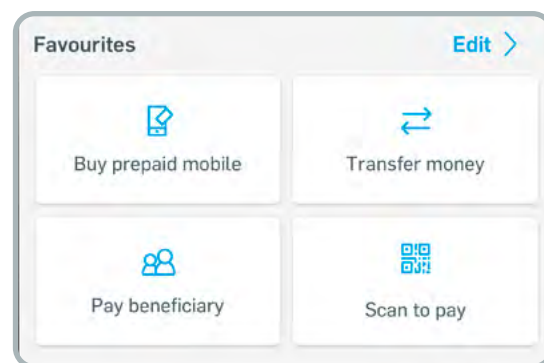
1. Open the app and enter your secret Remote App PIN
2. Tap **Transact**
3. Tap **Scan to pay**
4. Allow the app to access your camera if this is your first time using scan to pay
5. Tap **Scan** and scan the QR code
6. If you have more than one card, choose which one you want to use (your debit card is your default payment card)
7. Enter the amount
8. Tap **Pay**



Add to your favourites

To conveniently access the scan to pay functionality without signing in on the app, add it to your favourites on the home screen.

1. Open the app and enter your secret Remote App PIN
2. Tap **Edit** to view your current favourites
3. Choose **Scan to pay** from the list of favourites



You can have a maximum of 6 favourites displayed on the home screen. If you already have 6, you'll first have to remove one of your current favourites.

View transaction history

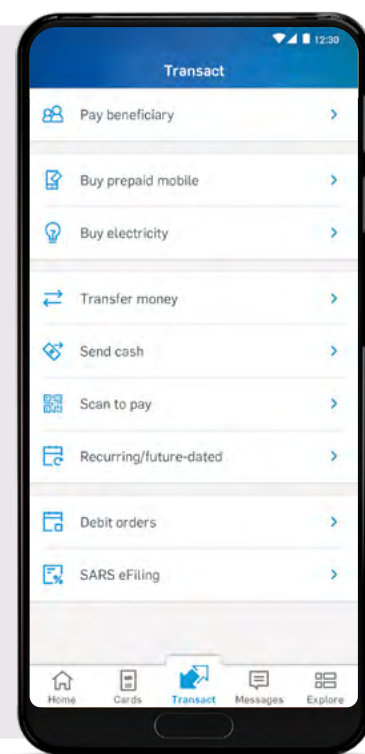
View your last 10 scan to pay transactions, including any unsuccessful payments.

1. Tap **Transact**
2. Tap **Scan to pay**
3. The last 10 transactions will be displayed
4. Tap a transaction to view a detailed receipt

Use a Masterpass™ QR payment code

If you don't want to use your camera to scan a QR code for Masterpass payments, you can enter a payment code.

1. Open the app and enter your secret Remote App PIN
2. Tap **Transact**
3. Tap **Scan to pay**
4. Tap the menu in the top-right corner
5. Tap **Purchase code**
6. Enter the purchase code (displayed directly beneath the QR code)
7. Tap **Continue**
8. Enter the amount
9. Tap **Pay**



Need more info?

For FAQs and more information about QR codes, visit [capitecbank.co.za](https://www.capitecbank.co.za) or call our 24hr Client Care Centre on **0860 10 20 43**.

#SimplifyBanking #LiveBetter



Capitec Bank



CapitecBankSA



capitecbank



Capitec Bank

Conditions apply. Capitec Bank Limited is an authorised financial services provider (FSP46669) and registered credit provider (NCRCP13). Capitec Bank Limited Reg. No.: 1980/003695/06